

How to use the Accessibility Services Student Web Portal to:
REQUEST ACCOMMODATIONS FOR AN UPCOMING TEST/EXAM
(prior to [our advertised booking deadlines](#))

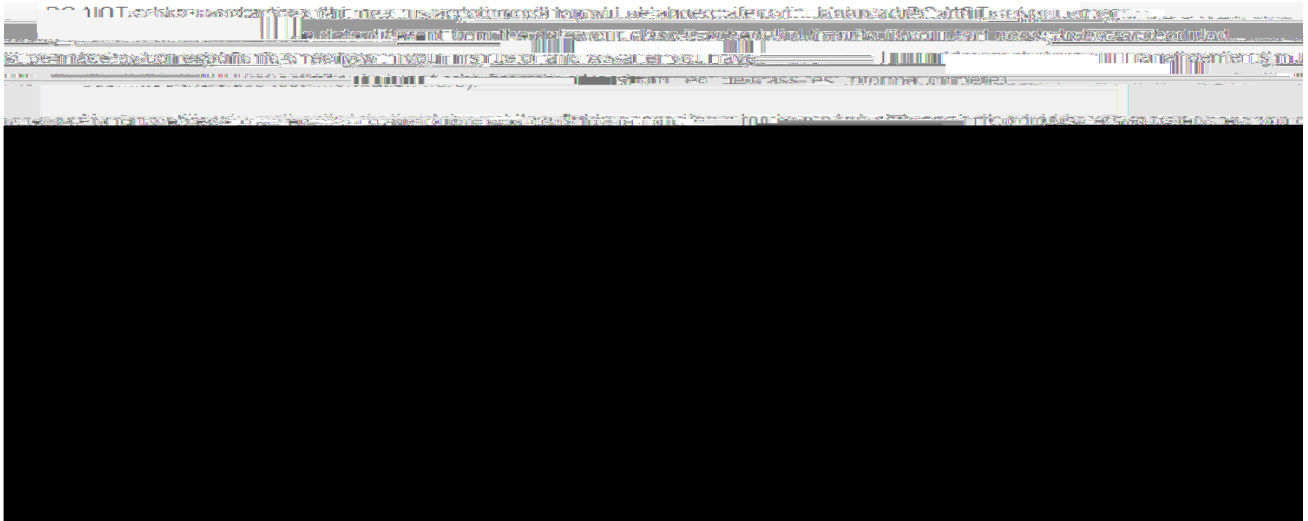
STEP 4

STEP 5

STEP 8

STEP 9 (skip this step if you selected a previously-submitted date/time)


You may also use the time view popup (little clock icon) next to the " Time of class test" to specify the time your class will start writing their test.




Type directly into the " hours" and " minutes" fields to specify how long the class will be writing this test.

_____ Do not include any extra time here _____

Select " Next" to continue.



STEP 10



STEP 11

Welcome

4. Choose accommodations

1. Select course

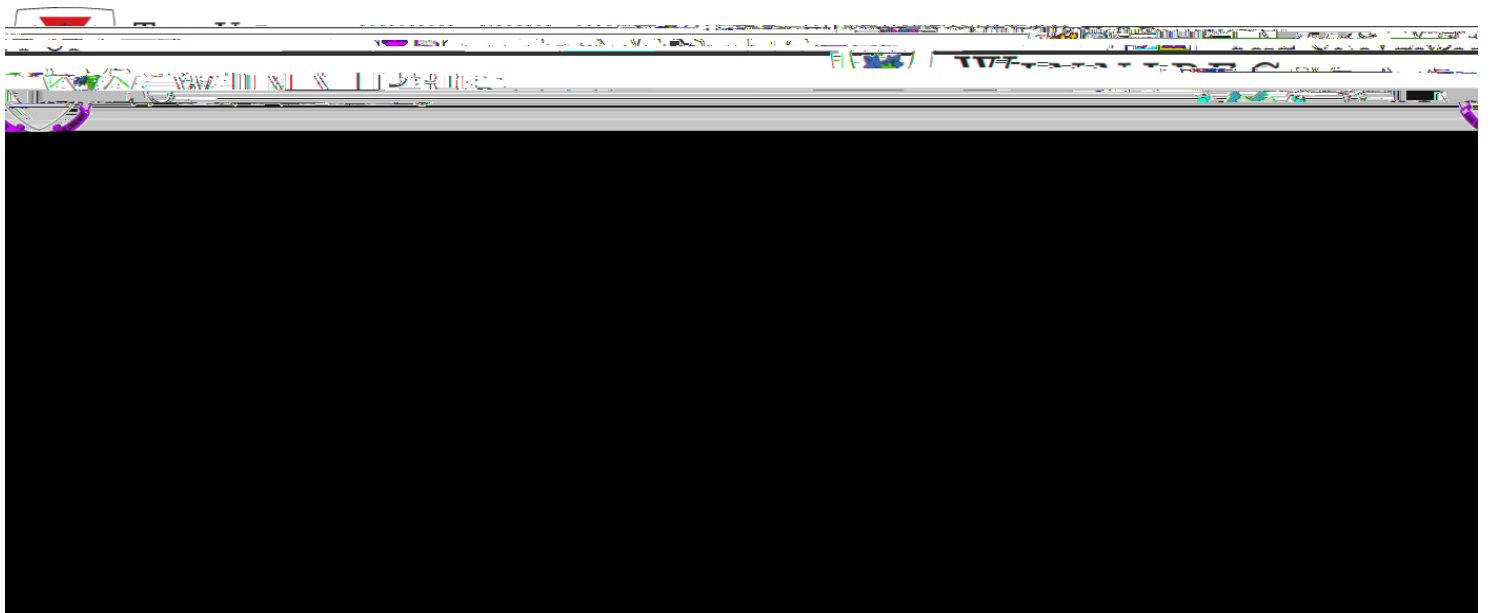
Listed below are the accommodation(s) that have already been approved for you by your counsellor

2. Class


date and time

Please check


your accommodation



STEP 12



STEP 13



STEP 14

